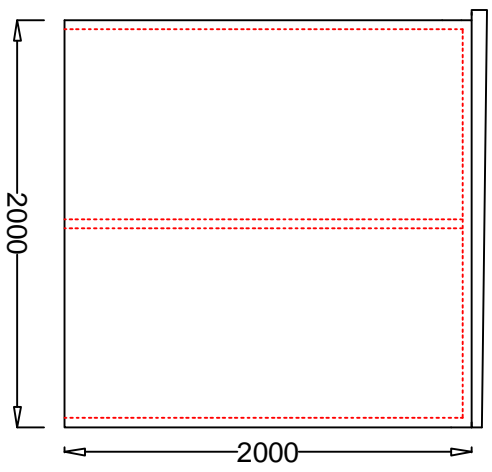
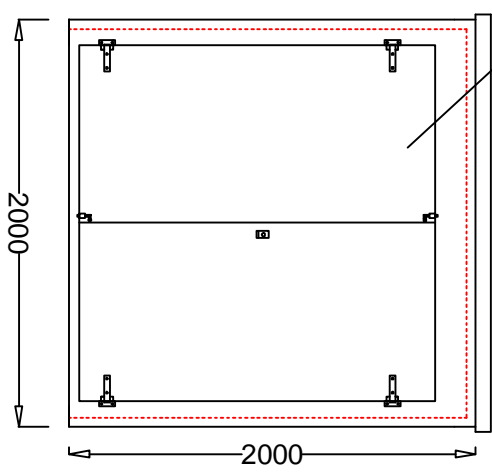
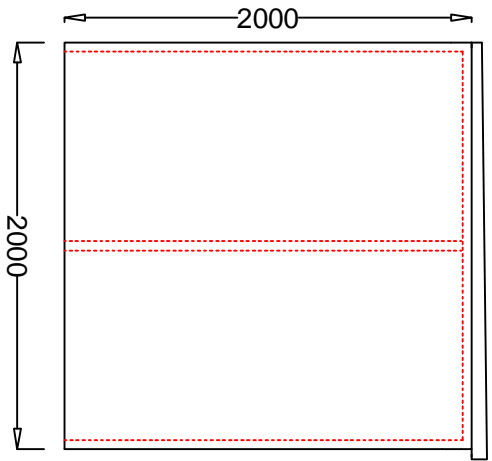
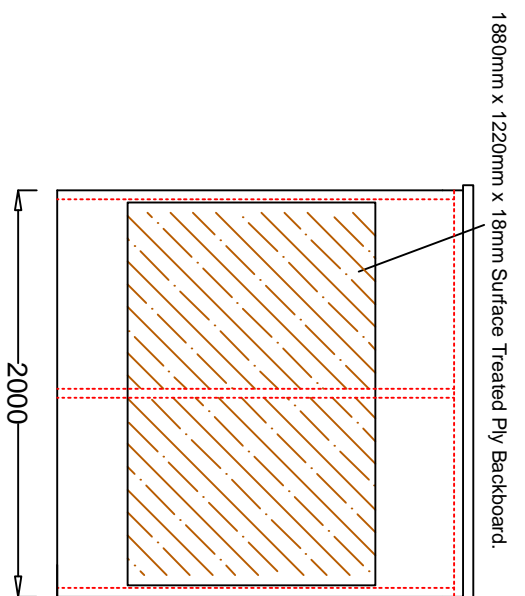


Clear Internal Dimensions - 1950mm x 1890mm x 2000mm

- 1No. Double door (1750 mm W x 1750mm H Clear Opening)
- 4No. Ss/St Hinges
- 1No. Yale type Lock
- 2No. Shoot Bolts
- 1No. Compression Seal



Adept GRP Ltd
 Tel: 01269 843355
 Tel: 01269 832189
 Fax: 01269 844324
 Unit 4, Heathfield Industrial Estate,
 Thornhill Rd, Cwmngwili, Crosshands
 SA14 6PT

Company: ADEPT GRP Ltd
Contact: Vernon Phillips
Scheme Title: VR16

Drawn: Dan Phillips
Date: 14.06.13
Checked:

External Colour - BS or RAL
Construction: Single Skin const.
OR 12mm Ply Core
 Drawing No. VR16 Job No. VR16 Rev: