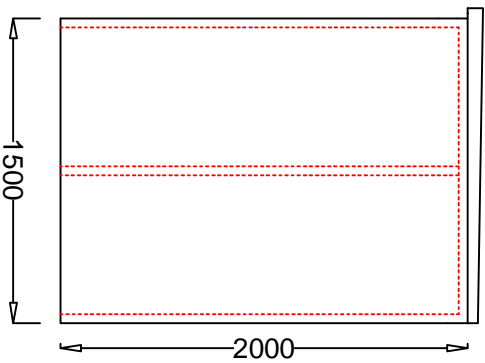
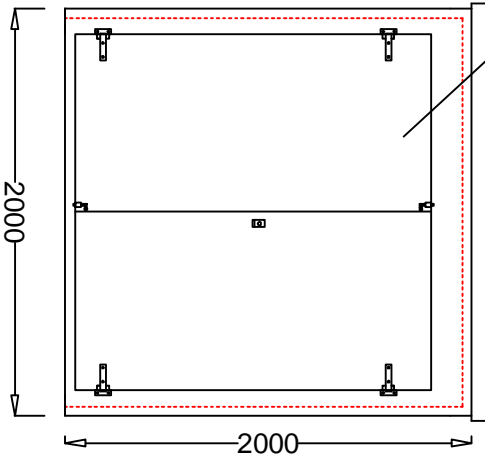
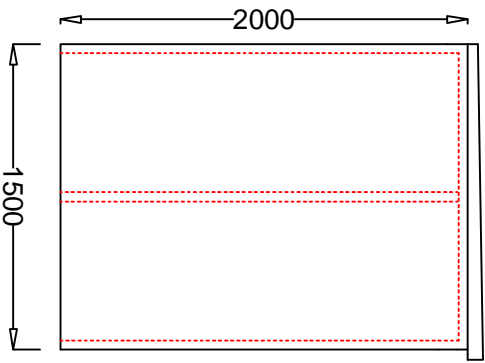
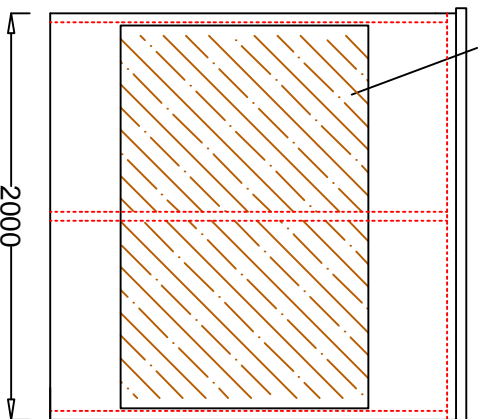


Clear Internal Dimensions - 1950mm x 1390mm x 2000mm

- 1No. Double door (1750 mm W x 1750mm H Clear Opening)
- 4No. Ss/St Hinges
- 1No. Yale type Lock
- 2No. Shoot Bolts
- 1No. Compression Seal

1880mm x 1220mm x 18mm Surface Treated Ply Backboard.



Adept GRP Ltd
 Tel: 01269 843355
 Tel: 01269 832189
 Fax: 01269 844324
 Unit 4, Heathfield Industrial Estate,
 Thornhill Rd, Cwmgwilli, Crosshands
 SA14 6PT

Company: ADEPT GRP Ltd		Drawn: Dan Phillips		External Colour - BS or RAL	
Contact: Vernon Phillips		Date: 14.06.13		Construction: Single Skin const. OR 12mm Ply Core	
Scheme Title: VR15		Checked:		Drawing No. VR15	Job No. VR15
					Rev: