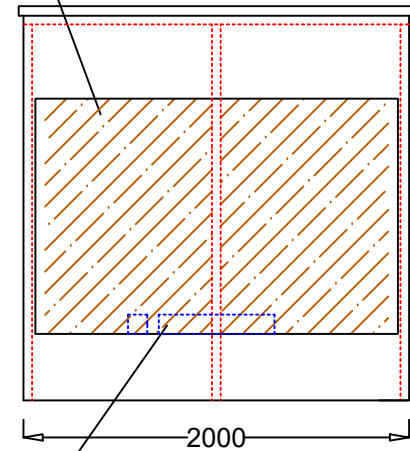


- Electrics:-
 1No. 6 Way S Phase Dist Board
 1No. Twin Socket c/w RCD
 1No. 1600mm Twin T8 Light c/w switch
 1No. 2ft Tubular Heater c/w guard & stat

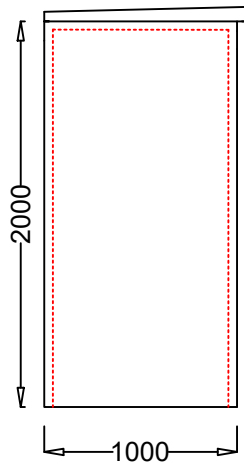


1880mm x 1220mm x 18mm Surface Treated Ply Backboard.

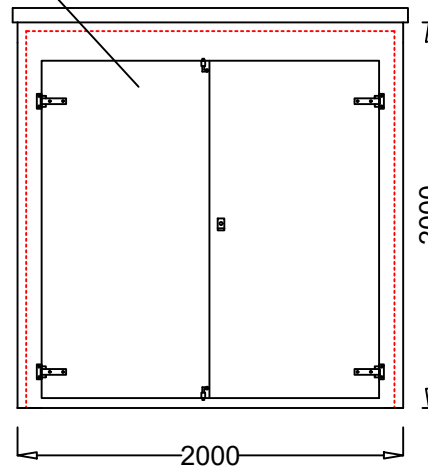


1No. 2ft Tubular Heater c/w guard & stat

Clear Internal Dimensions - 1950mm x 820mm x 2000mm



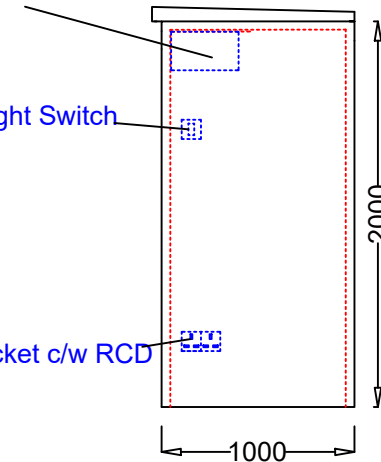
- 1No. Double door (1750 mm W x 1750mm H Clear Opening)
 4No. St/St Hinges
 1No. Yale type Lock
 2No. Shoot Bolts
 1No. Compression Seal



1No. 6 Way S Phase Dist Board

1No. Light Switch

1No. Twin Socket c/w RCD



Adept GRP Ltd

Tel: 01269 843355

Tel: 01269 832189

Fax: 01269 844324

Unit 4, Heathfield Industrial Estate,
 Thornhill Rd, Cwmgwili, Crosshands
 SA14 6PT

Company: ADEPT GRP Ltd

Contact: Vernon Phillips

Scheme Title: VR14-E

Drawn: Dan Phillips

Date: 17.01.17

Checked:

External Colour - BS or RAL

Construction: Single Skin const.
 OR 12mm Ply Core

Drawing No. VR14-E

Job No. VR14-E

Rev: